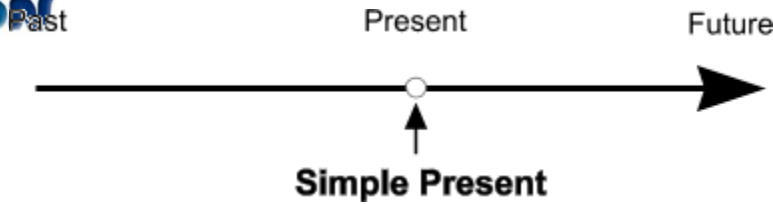


SIMPLE PRESENT



The simple present expresses an action or fact in the present taking place in the present. For actions that are set by a timetable or schedule.

(El presente simple expresa una acción o hecho que tiene lugar en el presente. También se usa para acciones planeadas por agenda u horario).

Example: I like you.

	affirmative	negative	question
I	I like.	I do not like.	Do I like?
he/she/it	He likes.	He does not like.	Does he like?
you/we/they	You like.	You do not like.	Do you like?

Rules:

THIRD PERSON SINGULAR subjects (he, she and it) have to have a verb with **S**. With most verbs, the third person singular form is created simply by adding **-S**. However, with some verbs, you need to add **-ES** or change the ending a little.

(Los sujetos he, she, it tienen que añadir al verbo una -S. En la mayoría de los verbos se crea añadiendo simplemente una -S. De todas formas, con algún verbo necesitas añadir -ES o cambiar su final).

Here are the rules: *(Aquí están las reglas)*

Verb ending in... <i>(verbos acabados en...)</i>	How to make the 3rd person singular <i>(Cómo hacer la tercera persona del singular)</i>	Example <i>(Ejemplo)</i>
S	Add -ES	<i>He passes</i>
Z	Add -ES	<i>She does</i>
Sh, X	Add -ES	<i>She wishes</i>
Ch, O	Add -ES	<i>He watches</i>
consonant + y	Change Y to I, then add -ES	<i>It flies</i>
[anything else]	Add -S	<i>He sings</i>

Are the same rules as the plural (Son las mismas reglas que el plural)

We use this tense to say that something is happening at the moment we are saying it. Usually, we use it with "NOW" as adverb.

(Este tiempo verbal indica una acción que está ocurriendo ahora, en el mismo momento que lo estamos diciendo. A menudo, las oraciones en Presente Continuo llevan justamente el adverbio NOW (ahora)).

I) Affirmative

SUBJECT + BE (in present tense: AM/IS/ARE) + GERUND (verb ending in -ING)

(SUJETO + VERBO SER O ESTAR CONJUGADO EN PRESENTE SIMPLE + GERUNDIO (se forma añadiendo al verbo la terminación -ING))

I	am	→	I'm	working.
She	is	→	She's	
He			He's	
It			It's	
We	are	→	We're	
You			You're	
They			They're	

- Verb **to be** (am, is, are) + verb + **ing**

Example:

- a) My father working (**INCORRECT**) → My father **IS** working. (**Correct**)
- b) Robert is play with my sister (**INCORRECT**) → Robert is play**ING** with my sister. (**CORRECT**)

*** ¡NO TE OLVIDES DE USAR EL VERBO TO BE!!!**

***Recuerden de no omitir el sujeto. En español "Esta comiendo" esta usando un sujeto oculto (queremos decir: ÉL/ELLA/ELLO está comiendo). En inglés siempre debemos decir quién hace la acción En ingles seria "He/she /it is eating" dependiendo del contexto.**

II) Negative

The negative form is used by adding "NOT" after the verb to be in the present tense form. You may use contractions.

*(La forma negativa se usa añadiendo **NOT** después del verbo ser o estar en el presente simple. Puedes usar contracciones)*

She	isn't	working.	I	am	→	I'm	not working.
He			is	→	She	She's	
It					He	He's	
	It	It's					
You	aren't		You	are	→	You're	
We			We're				
They			They're				

- a) Not working my father (**INCORRECT**) → My father isn't (is + not) working (**CORRECT**)
- b) She doesn't playing (**INCORRECT**) → She isn't playing (**CORRECT**)

III) Interrogative

We have to put the **verb to be** + **the subject** + **-ing form** + the complement.

(Tenemos que poner el verbo ser o estar + el sujeto + la forma ing + el resto de la frase)

Are you watching TV?

* Remember that we can use the **QUESTION WORDS** before the structure:

(Recuerda que puedes usar partículas interrogativas antes de la estructura)

English	Spanish
Where	Dónde
Why	Por qué
Who	Quién
What / (time)	Qué / Cuál
Which	Qué / Cuál
How long	Por cuanto tiempo
How often	Con que frecuencia
Whose	De quién
How many/much	Cuántos
How old	Qué edad
How	Cómo

Examples:

- What are you doing? Answer: I am studying English with my virtual teacher.

- Where is Pedro going? Answer: He is going to the shopping mall.

Am	I	working?
Is	she he it	
Are	you we they	

• Verb **to be** in question form + verb + **ing**.

Short answers

Yes,	I	am.	No,	I	'm not.
	she he it	is.		she he it	isn't.
	you we they	are.		you we they	aren't.

a) He is working? (**INCORRECT**) → Is he working? (**CORRECT**)

- Students use do or does in questions:

b) Do you studying? (**INCORRECT**) → Are you studying? (**CORRECT**)

HAVE A LOOK TO THESE PICTURES!! (Échale un vistazo a estas imágenes)



She's eating.
She isn't reading.



It's raining.
The sun isn't shining.



They're running.
They aren't walking.

SIMPLE PAST

FORM

Regular verbs: VERB+ed

[Irregular verbs](#)



The simple past expresses an action in the past taking place once, never, several times.

El pasado simple expresa una acción en el pasado que sucede una vez, varias o ninguna.

Examples:

- You **saw** a movie yesterday.
- You **didn't see** a movie yesterday.
- **Did** you **see** a movie yesterday?
- She **washed** her car.
- She **didn't wash** her car.
- **Did** she **wash** her car?

REGULAR VERBS

WHEN ADDING -ED

Exceptions in spelling when adding ed	Example
after a final <i>e</i> only add <i>d</i>	love – loved

final consonant after a short vowel is doubled	admit – admitted travel – travelled
final <i>y</i> after a consonant becomes <i>i</i>	hurry – hurried

Regular Verb (to work) Statements +	Regular Verb (to work) Statements -	Questions	Short answer +	Short answer -
I worked.	I didn't work.	Did I work?	Yes, I did.	No, I didn't.
He worked.	He didn't work.	Did he work?	Yes, he did.	No, he didn't.
She worked.	She didn't work.	Did she work?	Yes, she did.	No, she didn't.
It worked.	It didn't work.	Did it work?	Yes, it did.	No, it didn't.
You worked.	You didn't work.	Did you work?	Yes you did.	No, you didn't.
We worked.	We didn't work.	Did we work?	Yes we did.	No, we didn't.
They worked.	They didn't work.	Did they work?	Yes they did.	No, they didn't.

IRREGULAR VERBS

Statements +	To be Statements -	Questions ?
I was.	I wasn't.	Was I?
He was.	He wasn't.	Was he?
She was.	She wasn't.	Was she?
It was.	It wasn't.	Was it?
You were.	You weren't.	Were you?
We were.	We weren't.	Were we?
They were.	They weren't.	Were they?

	Infinitive	Past Simple
<i>Ser/Estar</i>	be	was, were
<i>Empezar</i>	begin	began
<i>Morder</i>	bite	bit
<i>Romper</i>	break	broke
<i>Traer</i>	bring	brought
<i>Construir</i>	build	built
<i>Comprar</i>	buy	bought
<i>Atrapar</i>	catch	caught
<i>Elegir</i>	choose	chose
<i>Venir</i>	come	came
<i>Cortar</i>	cut	cut
<i>Hacer</i>	do	did
<i>Dibujar</i>	draw	drew
<i>Sofñar</i>	dream	dreamed/dreamt
<i>Conducir</i>	drive	drove
<i>Beber</i>	drink	drank
<i>Comer</i>	eat	ate
<i>Caer</i>	fall	fell
<i>Sentir</i>	feel	felt
<i>Luchar</i>	fight	fought
<i>Encontrar</i>	find	found
<i>Volar</i>	fly	flew
<i>Olvidar</i>	forget	forgot
<i>Conseguir</i>	get	got
<i>Dar</i>	give	gave
<i>Ir</i>	go	went
<i>Crecer</i>	grow	grew
<i>Tener</i>	have	had
<i>Oír</i>	hear	heard
<i>Esconder</i>	hide	hid
<i>Golpear</i>	hit	hit
<i>Herir</i>	hurt	hurt

<i>Saber</i>	know	knew
<i>Aprender</i>	learn	learned/learnt
<i>Abandonar</i>	leave	left
<i>Prestar</i>	lend	lent
<i>Perder</i>	lose	lost
<i>Hacer</i>	make	made
<i>Conocer</i>	meet	met
<i>Pagar</i>	pay	paid
<i>Poner</i>	put	put
<i>Leer</i>	read	read
<i>Montar</i>	ride	rode
<i>Llamar</i>	ring	rang
<i>Correr</i>	run	ran
<i>Decir</i>	say	said
<i>Ver</i>	see	saw
<i>Vender</i>	sell	sold
<i>Enviar</i>	send	sent
<i>Mostrar</i>	show	showed
<i>Cantar</i>	sing	sang
<i>Sentarse</i>	sit	sat
<i>Dormir</i>	sleep	slept
<i>Hablar</i>	speak	spoke
<i>Nadar</i>	swim	swam
<i>Coger</i>	take	took
<i>Enseñar</i>	teach	taught
<i>Decir</i>	tell	told
<i>Pensar</i>	think	thought
<i>Tirar</i>	throw	threw
<i>Entender</i>	understand	understood
<i>Levantarse</i>	wake	woke
<i>Llevar puesto</i>	wear	wore
<i>Ganar</i>	win	won
<i>Escribir</i>	write	wrote

ARTICLES

- **A** indefinite article with consonants (*un, una*)
 - *Se usa cuando no conocemos el objeto del que estamos hablando*
 - *She has a dog.*
 - *I work in a factory.*
- **AN** indefinite article with vowels (a,e,i,o,u) (*un, una*)
 - *Can I have an apple?*
 - *She is an English teacher.*
- **THE** definite article (*el, la, los, las*)
 - We use it when a specific object that both the person speaking and the listener know
 - (*Se usa cuando el que habla y el que escucha conocen el objeto al que se están refiriendo*)
 - *The car over there is fast.*
 - *The teacher is very good, isn't he?*

Curiosities

- The first time you speak of something use "a or an", the next time you repeat that object use "the".
(*La primera vez que hablas de algo, usas A/AN, la próxima vez que repitas el objeto (como ya se conoce) se usa THE*)

*I live in a house. The house is quite old and has four bedrooms.
I ate in a Chinese restaurant. The restaurant was very good.*

- DO NOT use an article with countries, states, provinces, lakes and mountains except when the country is a collection of states such as "The United States".
(*No usamos el artículo con países, estados, provincias, lagos y montañas excepto cuando el país está formado por un conjunto de estados como "Los Estados Unidos"*).

*He lives in Washington near Mount Rainier.
They live in northern British Columbia.*

- USE an article with oceans and seas
(Lo usamos con mares y océanos)

My country borders on the Pacific Ocean

DEMONSTRATIVE ADJECTIVE

A demonstrative indicates whether something is near or far from the speaker or writer and also shows singular or plural:

El demostrativo indica si algo está cerca o lejos del que habla o escribe y también si es singular o plural

This book (singular, near)

That book (singular, distant)

These books (plural, near)

Those books (plural, distant)



PLURAL FORMS

singular + -S

singular	plural
a car	two cars
a cassette	two cassettes
a lamp	two lamps
a hat	two hats
a cup	two cups

Add -ES after S, X, SH, CH, SS:

singular	plural
a box	two boxes
a sandwich	two sandwiches
a suitcase	two suitcases
a rose	two roses
a garage	two garages

Substitute Y after consonant with -IES:

singular	plural
a city	two cities
a lady	two ladies

After vowel + Y, add -S:

singular	plural
a boy	two boys
a day	two days

Nouns on -f or -fe:

add -s		substitute with -ves	
singular	plural	singular	plural
a roof	two roofs	a thief	two thieves
a cliff	two cliffs	a wife	two wives
a sheriff	two sheriffs	a shelf	two shelves

Nouns on -O form the plural by adding -S or -ES.

add -s		substitute with -ves	
singular	plural	singular	plural
a disco	two discos	a tomato	two tomatoes
a piano	two pianos	a potato	two potatoes
a photo	two photos	a hero	two heroes

IRREGULAR PLURAL forms:

singular	plural
a man	two men
a woman	two women
a child	two children
a mouse	two mice
a tooth	two teeth
a goose	two geese
a foot	two feet
an ox	two oxen

SOME, ANY, A FEW, A LITTLE, MANY, MUCH

Countable	Uncountable
<p><i>There aren't any</i></p>	<p><i>There isn't any</i></p>
<p><i>people. cups. books. newspapers. chairs. shoes. Euros.</i></p>	<p><i>money. traffic. paper. time. coffee. food.</i></p>

How much? = uncountable nouns
For example: How much coffee do you drink?
How many? = countable nouns
For example: How many cups of coffee do you drink?

AFFIRMATIVE

- We can use **some** in positive sentences with plural countable nouns:

I read some books

- We can use **some** in positive sentences with uncountable nouns:

I drink some coffee

NEGATIVE

- We can use **any** in negative sentences with plural countable nouns

I don't read any books.

- We can use **any** in negative sentences with uncountable nouns

I don't want any coffee.

INTERROGATIVE

- We can use **any** in questions with plural countable nouns:

Are there any books?

- We can use **any** in questions with plural uncountable nouns:

Do you need any coffee?

A few, A little


	COUNTABLE		UNCOUNTABLE
		people	
		cups	money
		books	traffic
There are a few	newspapers	There is a little	paper
	chairs		time
	shoes		coffee
	Euros		food

Many, Much

	COUNTABLE		UNCOUNTABLE
		people	money
		cups	traffic
		books	paper
There aren't many	newspapers	There isn't much	time
	chairs		coffee
	shoes		food

COMPARATIVES

COMPARATIVO DE IGUALDAD



Se forma con el adjetivo entre la construcción "**as...as**" (tan...como) para frases afirmativas e interrogativas y "**not as...as**" o "**not so...as**" para las frases negativas.

I'm as young as you / *soy tan joven como tú*
am I as young as you? / *¿soy tan joven como tú?*
I'm not so young as you / *no soy tan joven como tú*


COMPARATIVO DE INFERIORIDAD



Se forma con el adjetivo intercalado entre la construcción "**less...than**" (menos...que), aunque es más usual encontrar la comparación de igualdad en forma negativa (que tiene el mismo significado).

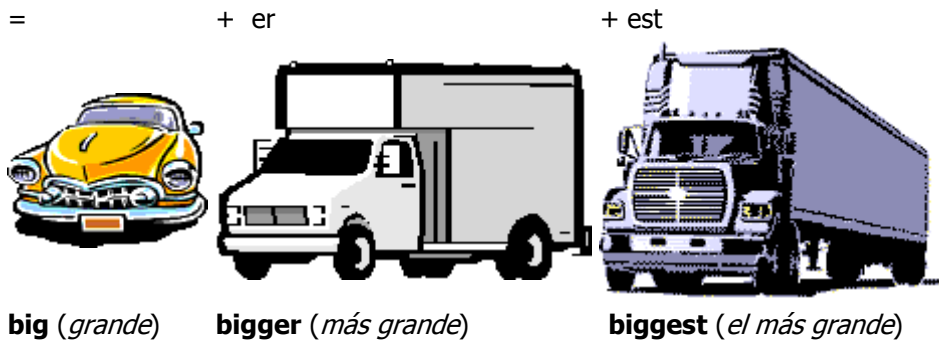
He's less young than you / *Él es menos joven que tú*
He's not as young as you / *Él no es tan joven como tú* (más usual)

- COMPARATIVO DE SUPERIORIDAD



Se forma de **dos** modos:

1. Añadiendo al adjetivo el sufijo **-er** para el comparativo de superioridad y **-est** para el superlativo.



2. Anteponiendo la palabra **more** (más) para el comparativo de superioridad y "**the most**" para el superlativo

intelligent / *inteligente*
more intelligent / *más inteligente*
the most intelligent / *el más inteligente*

COMPARATIVOS Y SUPERLATIVOS IRREGULARES

Algunos adjetivos forman el comparativo de manera irregular
good, better, the best / *bueno, mejor, el mejor*
bad, worse, the worst / *malo, peor, el peor*
far, further, the furthest / *lejano, más lejano, el más lejano*

CONSIDERACIONES

- Cuando un adjetivo termina en e solamente añade **-r** y **-st** para el comparativo y superlativo.
large, larger, the largest / *grande, más grande, el más grande*
- Cuando terminan en consonante + y cambian la y por i
easy, easier, the easiest / *fácil*
- Si termina en una sola consonante prededida de una sola vocal, duplica la consonante
big, bigger, the biggest / *grande*
- El segundo término de la comparación utiliza la forma **than** que corresponde al **que** español.
He is taller than his brother / *Él es más alto que su hermano*
- Cuando la comparación se realiza entre dos adjetivos se usa more.
She is more funny than happy / *Ella es más alegre que feliz*
- La expresión española "cada vez más" equivale en inglés a los dos comparativos del adjetivo.
The film is becoming more and more interesting / *La película se vuelve cada vez más interesante*

Adverbs of Frequency - Adverbios de Frecuencia

Se utilizan para indicar con qué frecuencia se realiza la acción indicada por el verbo.

Adverbs of Frequency	
always	siempre
usually	usualmente
often	frecuentemente
sometimes	a veces
rarely	pocas veces
never	nunca
every day	todos los días

Ejemplos:

I **always** go to school by bus.
 Siempre voy a la escuela en autobús.

I **usually** get up at 7.
 Usualmente me despierto a las 7.

I **often** watch TV in the evening.
 Frecuentemente miro TV por la noche.

I **sometimes** have lunch in a restaurant.

A veces almuerzo en un restaurant.

I **rarely** have breakfast.
Rara vez tomo el desayuno.

I **never** arrive late.
Nunca llego tarde.

Every day I have homework.
Todos los días tengo tareas.

Things we do every day



I wake up



get up



go to the bathroom



have a shower



have breakfast



listen to the radio



go to work



come home



make dinner



phone (or call) a friend



watch TV



go to bed

ADVERBS OF MANNER

- Most adverbs of manner are formed by adding '-ly' to an adjective, but sometimes other spelling changes are needed.
- We cannot form adverbs from adjectives that end in '-ly'.
- Some adverbs have the same form as adjectives.
- We do not use adverbs after link verbs, you use adjectives.
- Adverbials of manner are sometimes prepositional phrases or noun groups.

1. Adverbs of manner are often formed by adding '-ly' to an adjective.

Adjectives		Adverbs
bad	=>	badly
beautiful		beautifully
careful		carefully
quick		quickly
quiet		quietly

soft

softly

2. Adverbs formed in this way usually have a similar meaning to the adjective.

She is as clever as she is beautiful.

He talked so politely and danced so beautifully.

'We must not talk. We must be quiet,' said Sita.

She wanted to sit quietly, to relax.

sudden (rápido) - suddenly (rápidamente)
She came back home suddenly.
Volvió a la casa rápidamente.

happy (feliz) - happily (felizmente)
The dog wags its tail happily.
El perro mueve felizmente la cola.

possible (posible) - possibly (posiblemente)
You will possibly arrive late.
Posiblemente llegues tarde.

basic (básico) - basically (básicamente)
Basically, you have to do this.
Básicamente, debes hacer esto.



This is Pepe / Este es Pepe



This is Pepe's Bar / Este es el Bar de Pepe

En inglés, el genitivo (relación de propiedad o posesión) se forma de dos maneras:

1. Mediante la preposición of, (de), que se usa normalmente cuando el poseedor no es una persona:

The window of the house (*La ventana de la casa*)

2. Cuando el poseedor es una persona, se emplea una forma particular, que se conoce como genitivo sajón (por su origen). Al nombre del poseedor, se añade un apóstrofo y una s ('s) y figura en la frase delante del nombre de la cosa poseída:

My brother's car (*El coche de mi hermano*) John's dog (*El perro de John*)

También se emplea con nombres de animales, nombres de países, ciertas expresiones de tiempo, espacio, distancia, peso, etc..

The cat's ears (*Las orejas del gato*) France's cities (*las ciudades de Francia*)
Yesterday's meeting (*La reunión de ayer*) A mile's walk (*Un paseo de una milla*)

REGLAS DE LA 'S DEL GENITIVO SAJÓN

1. Cuando el poseedor es solo uno, el orden de la frase es:

**Poseedor
Apóstrofo + S
La cosa poseída**



Paul's heart (El corazón de Pablo)

Quando el nombre termina en s, se añade otra s

Charles's bicycle (La bicicleta de Carlos)

2. Si los poseedores son varios, el orden de la frase es:

**Los poseedores (plural)
Apóstrofo
La cosa poseída**



My brothers' clock (El reloj de mis hermanos)

(Quando el nombre en plural no termina en s se aplica la misma norma que para un solo poseedor):

The women's books (Los libros de las mujeres)

Quando detallamos nombrando a los distintos poseedores, solamente el último refiere el genitivo:

That is John, Jim and Paul's flat (Ese es el piso de John, Jim y Paul)

¡Cuidado!. Fíjate en la diferencia:

John and Ann's cars —▶ Los coches son de ambos
John's and Ann's cars —▶ Cada uno tiene su propio coche

Combinado con of puede servir para distinguir el sentido de propiedad

A photo of Peter's (Una foto de Pedro, la foto es de su propiedad)
A photo of Peter (Una foto de Pedro, de su persona)

SUBJECT PRONOUNS	OBJECT PRONOUNS (See notes below)	POSSESSIVE ADJECTIVES + NOUN	POSSESSIVE PRONOUNS
I	ME	MY ears	MINE
HE	HIM	HIS ears	HIS
SHE	HER	HER ears	HERS
IT	IT	ITS ears	ITS
WE	US	OUR ears	OURS
YOU	YOU	YOUR ears	YOURS

THEY	THEM	THEIR ears	THEIRS
------	------	------------	--------

Can

It can be used to express ability, offer permission, and to show possibility. *Se usa para expresar habilidad, ofrecer permiso y mostrar posibilidad*

Examples:

- I can ride a horse. *ABILITY*
- Can you hand me the stapler? *REQUEST*



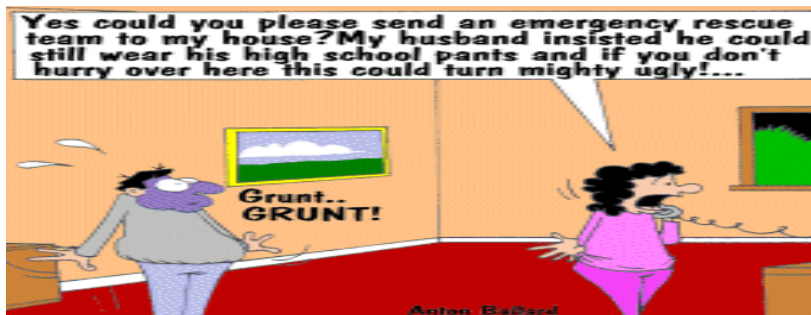
Could

It is used to express possibility as well as to make suggestions and requests.

Expresa posibilidad así como para hacer sugerencias o petición

Examples:

- You could see a movie or go out to dinner. *SUGGESTION*
- Could I use your computer to email my boss? *REQUEST*



Must

It expresses certainty or strong recommendation. *Expresa certeza o recomendación*

Examples:

- This must be the right address! *CERTAINTY*
- You must eat fruit! *STRONG RECOMMENDATION*

Should

It is used to make recommendations or give advice. *Se usa para hacer recomendaciones o dar consejos.* Examples:

- When you go to Berlin, you should visit the palaces in Potsdam. *RECOMMENDATION*
- You should study one hour every day. *ADVICE*